

NORTH CENTRAL TEXAS COLLEGE
BOARD OF REGENTS QUARTERLY INVESTMENT REPORT
3rd Quarter FY 2023

	Interest Rate	Book/Market Value 2/28/2023	Receipts	Interest Earnings	Distributions	Book Value 5/31/2023	Market Value 5/31/2023
<u>Cash and Cash Equivalents</u>							
FSB - Current Operating	4.85%	\$974,748	\$8,614,776	\$12,724	\$8,816,520	\$785,727	\$785,727
FSB - General	4.85%	\$5,025,526	\$12,667,126	\$21,174	\$16,572,210	\$1,141,614	\$1,141,614
FSB - Payroll	4.85%	\$94,628	\$7,713,875	\$4,160	\$7,281,908	\$530,755	\$530,755
FSB - Board Reserves	5.04%	\$106,269	\$4,877	\$1,316	\$0	\$112,461	\$112,461
FSB - Fed Grants and Work Study	0.00%	\$7,013	\$1,251,835	\$0	\$1,258,553	\$295	\$295
FSB - Workers Comp	4.85%	\$9,530	\$13,092	\$86	\$9,566	\$13,142	\$13,142
FSB - M.J. Cox Foundation	4.85%	\$895,536	\$0	\$10,461	\$0	\$905,997	\$905,997
FSB - State Scholarships/RRP	4.85%	\$2,938,260	\$0	\$33,426	\$121,098	\$2,850,588	\$2,850,588
FSB - CCAD	4.85%	\$945,545	\$73,143	\$11,179	\$37,086	\$992,781	\$992,781
Subtotal Cash and Cash Equivalents		\$10,997,054	\$30,338,723	\$94,525	\$34,096,941	\$7,333,361	\$7,333,361
<u>Cash in Investment Pools</u>							
Texpool:	5.00%	\$516,202	\$0	\$6,276	\$0	\$522,478	\$522,478
General	5.00%	\$516,202	\$0	\$6,276	\$0	\$522,478	\$522,478
Texpool Prime:	5.21%	\$23,694,930	\$7,818,260	\$313,136	\$8,398,414	\$23,427,912	\$23,427,912
General	5.21%	\$9,182,738	\$4,962,292	\$118,015	\$7,500,000	\$6,763,045	\$6,763,045
Reserves - Board Designated	5.21%	\$9,379,161	\$0	\$118,682	\$0	\$9,497,844	\$9,497,844
<i>Medal of Honor</i>	5.21%	\$4,887,072	\$350,000	\$61,445	\$846,388	\$4,452,129	\$4,452,129
MJ Cox Estate	5.00%	\$245,958	\$0	\$3,112	\$0	\$249,071	\$249,071
2023 Tax Note Fund	5.21%	\$0	\$2,505,968	\$11,882	\$52,026	\$2,465,823	\$2,465,823
Subtotal Cash in Investment Pools		\$24,211,132	\$7,818,260	\$319,412	\$8,398,414	\$23,950,390	\$23,950,390
<u>Cash Invested in Certificates of Deposit</u>							
First State Bank:							
24 mo. CD #9566 (6/21/2023) - 0.50%	2.00%	\$1,520,678	\$0	\$7,428	\$0	\$1,528,106	\$1,528,106
24 mo. CD #1579 (12/17/2023) - 0.45%	2.00%	\$1,000,000	\$0	\$4,877	\$4,877	\$1,000,000	\$1,000,000
Muenster State Bank (6/17/2024)	1.00%	\$1,000,000	\$0	\$0	\$0	\$1,000,000	\$1,000,000


Subtotal Cash Invested in Certificates of Deposit		\$3,520,678	\$0	\$12,305	\$4,877	\$3,528,106	\$3,528,106
	Int Rate/ YTM						
<u>Investments in U.S. Government Securities</u>							
U.S. Treasury Cash Reserves	4.97%	\$56,581	\$4,500	\$605	\$750	\$60,936	\$60,936
U.S. Treasury Bill due 6/22/2023	4.59%	\$972,738	\$0	\$0	\$0	\$972,738	\$972,738
U.S. Treasury Note due 11/30/2024	4.44%	\$565,878	\$0	\$8,810	\$4,500	\$570,188	\$571,992
Subtotal Operating Funds Invested in Securities		\$1,595,197	\$4,500	\$9,414	\$5,250	\$1,603,861	\$1,605,666
Total Cash, Cash Equivalents and Investments		<u>\$40,324,061</u>	<u>\$38,161,483</u>	<u>\$435,656</u>	<u>\$42,505,482</u>	<u>\$36,415,719</u>	<u>\$36,417,523</u>

This schedule is in compliance with the Public Funds Investment Act and the Investment Policy of North Central Texas College

Signed:

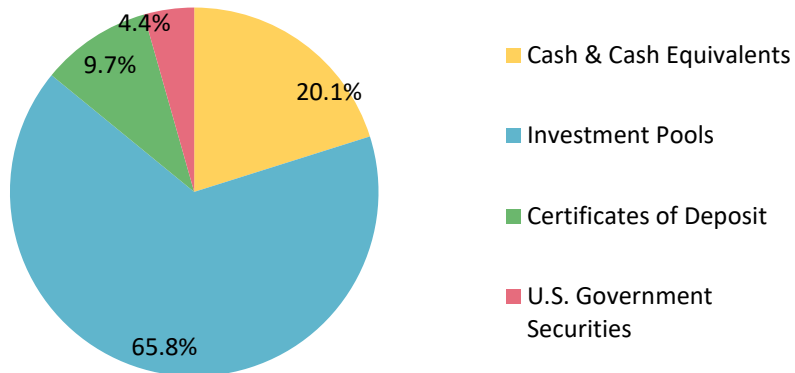


VC Fiscal Affairs/CFO

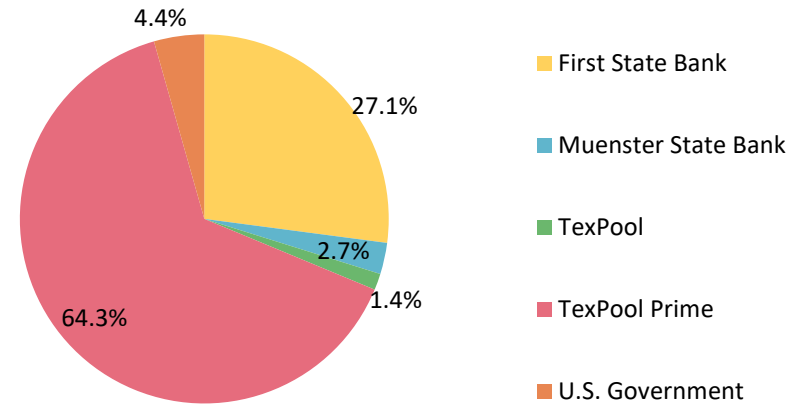


Controller

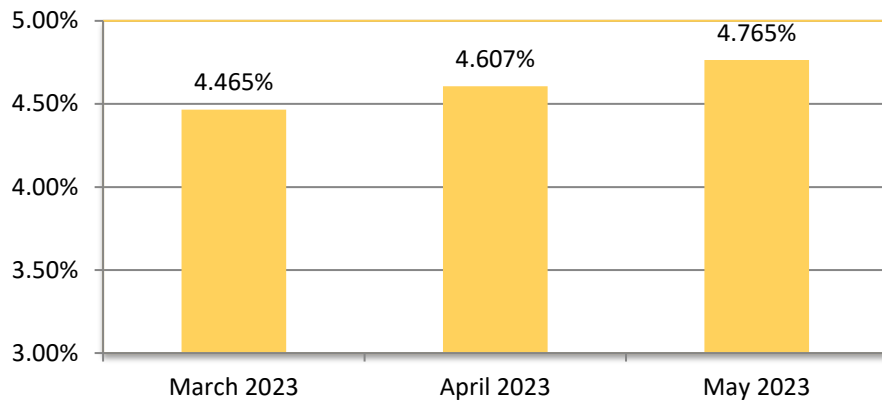
INVESTMENTS BY CLASSIFICATION



VENDOR DIVERSIFICATION



AVERAGE RATE OF RETURN



BOARD RESERVES

